

Made in Germany

K-A-L-M -

Befestigungssysteme GmbH
Fixing Systems
Systèmes de Fixation



Marie-Curie-Str. 5
DE-67661 Kaiserslautern
Phone: +49-(0)6301- 320 10- 0
Fax: +49-(0)6301- 320 10- 24
www.kalm.de
eMail: info@kalm.de

Catalog



Our products

➤ Chemical anchor (approval ETA-08/0231)	02-05
➤ Hammer-in capsule	05
➤ Chemical mortar (approval ETA-04/0072 & ETA-15/0858 & ETA-16/0808)	06-12
➤ Self leveling	12
➤ Construction adhesive	12
➤ Wedge anchor	13-14
➤ Wedge anchor - galvanized (approval ETA-05/0241)	15
➤ Wedge anchor - with big washer (approval ETA-05/0241)	16
➤ Wedge anchor - inner thread	16
➤ Wedge anchor - stainless steel (approval ETA-05/0241)	17
➤ Wedge anchor - hot dip galvanized (approval ETA-14/0269)	18-19
➤ Screw anchors	20
➤ Drop-in anchor (approval ETA-11/0163)	21-23
➤ Sealing anchor, brass expansion anchor, expansion shield anchor	24
➤ Insulation fixings	25
➤ Nail plugs	26
➤ Nylon plug, universal nylon dowel	27
➤ Frame anchor, express nail	28
➤ Pipe clamps (DIN 4109)	29
➤ Hanger bolt, frame fixing screws	30
➤ Hollow wall anchor, dry wall plug	31
➤ Concrete inserts anchor, perforated banding	32
➤ Caliber strip, drive pin nails	33
➤ Drill bit	34

Chemical anchor VPK-SF

Styrene free

Approved for the anchoring in non-cracked concrete in connection with KALM anchor rods in: galvanized ASK, hot dip galvanized ASK-F, stainless steel A4 ASK-E and highly corrosion resistant steel 1.4529 ASK-H.



Areas of application

For the anchorage of heavy duty fixings in non-cracked concrete. For example: high rise racks, guardrails, noise protection walls, claddings, machines, balustrades... Installation possible in dry, moistening or aggressive damp environments such as chlorine, sea water or tunnels.

Characteristics

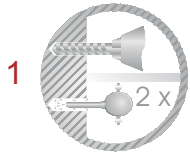
Chemical anchors are particularly suitable for high loads at low spacing and edge distances because of the expansion free anchorage. The usage is permitted in dry as well as humid underground and convenient for alignments.

Impact

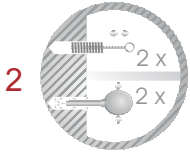
The chemical anchor capsule VPK-SF consists of a resin mixture and a small tube filled with hardener. The fixing element (e.g. Anchor rods) is inserted into the hole using a percussive drill, thereby breaking the glass and mixing the resin and hardener evenly. The mixture fills the space between the fixing element and the drill hole wall. After the mixture has hardened the fixture can be loaded as per table.

Operating instructions

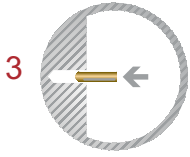
Standard Cleaning



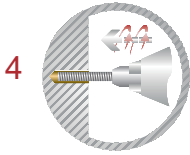
1 Drill the hole (see technical data below). Blow out the dust with the blow pump ABK twice.



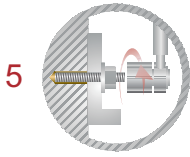
2 Brush the drill hole twice with the steel brush DBK, again blow out the dust with the blow pump ABK twice.



3 Check the capsule before using. The capsule can be used if it is undamaged and the resin is viscous. Insert the capsule into the drill hole.

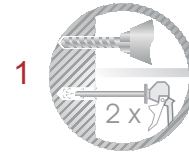


4 Drive the anchor stud into the drill hole with the help of a percussion drill. Notice the curing times. In case of a wet base material, the curing time has to be doubled.

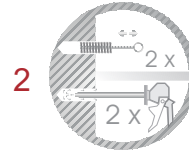


5 Considering the curing times, the nut can be tightened. Respect the torque moment (see technical data below).

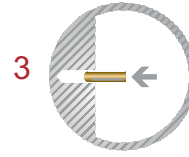
Premium Cleaning



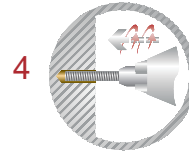
1 Drill the hole (see technical data below). Blow out the dust with compressed air (>6 bar) twice.



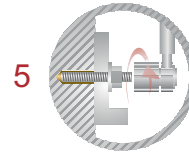
2 Brush the drill hole twice with the steel brush DBK, again blow out the dust with compressed air (>6 bar) twice.



3 Check the capsule before using. The capsule can be used if it is undamaged and the resin is viscous. Insert the capsule into the drill hole.



4 Drive the anchor stud into the drill hole with the help of a percussion drill. Notice the curing times. In case of a wet base material, the curing time has to be doubled.



5 Considering the curing times, the nut can be tightened. Respect the torque moment (see technical data below).

Reaction times

Anchor base temperature [°C]	-5 -0	0-5	5-10	10-20	>20
Curing time [min]	360	180	90	40	20

In case of a wet base material, the curing time has to be doubled

Technical data

VPK-SF guidelines for concrete $f_c = 20\text{N/mm}^2$

Anchor rod quality 5.8


		M8	M10	M12	M16	M20	M24	
Hole depth h_v	[mm]	80	90	110	125	170	210	
Hole diameter	[mm]	10	12	14	18	25	28	
Recommended load* at tension load (including partial safety factor)	Standard cleaning	[kN]	5	6,7	8,9	13,9	22,2	33,3
	Premium cleaning	[kN]	6,7	8,9	13,9	19,4	33,3	41,7
Installation torque T_{inst}	[Nm]	10	20	40	60	120	150	

*Without influence of spacing and edge distance.


Chemical anchor capsule VPK-SF

Product	Drill-Ø mm	Drill depth mm	Art.-No.	Qty
VPK-SF M8	10	80	123 08 000	10/200
VPK-SF M10	12	90	123 10 000	10/200
VPK-SF M12	14	110	123 12 000	10/200
VPK-SF M14*	16	120	123 14 000	10/200
VPK-SF M16	18	125	123 16 000	10/200
VPK-SF M20	25	170	123 20 000	5/50
VPK-SF M24	28	210	123 24 000	5/50
VPK-SF M30*	35	280	123 30 000	5/25

*Not part of the approval



Threaded rod ASK

Product	Clamping- range mm	 STAINLESS STEEL			Qty
		Steel, galvanized Art.-No.	Steel, hot dip galvanized Art.-No.	Stainless steel Art.-No.	
ASK M8 x 110*	13	701 08 110	703 08 110	704 08 110	10/200
ASK M8 x 190	93	701 08 190		704 08 190	10/200
ASK M10 x 130*	20	701 10 130	703 10 130	704 10 130	10/200
ASK M10 x 165	57	701 10 165		704 10 165	10/200
ASK M10 x 190	82	701 10 190		704 10 190	10/100
ASK M12 x 160*	25	701 12 160	703 12 160	704 12 160	10/100
ASK M12 x 180	45	701 12 180		704 12 180	10/100
ASK M12 x 200	65	701 12 200		704 12 200	10/100
ASK M12 x 220	90	701 12 220		704 12 220	10/80
ASK M12 x 250	120	701 12 250		704 12 250	10/80
ASK M12 x 300	170	701 12 300		704 12 300	10/60
ASK M14 x 170**	22	701 14 170		704 14 170	10/100
ASK M16 x 165	13	701 16 165	703 16 165	704 16 165	10/50
ASK M16 x 190*	35	701 16 190	703 16 190	704 16 190	10/50
ASK M16 x 230	75	701 16 230		704 16 230	10/40
ASK M16 x 250	98	701 16 250		704 16 250	10/40
ASK M16 x 300	148	701 16 300		704 16 300	10/40
ASK M16 x 350	198	701 16 350			10
ASK M20 x 220	30	701 20 220		704 20 220	5/30
ASK M20 x 230	40	701 20 230		704 20 230	5/30
ASK M20 x 260*	70	701 20 260	703 20 260	704 20 260	5/30
ASK M20 x 300	110	701 20 300		704 20 300	5/30
ASK M24 x 300*	65	701 24 300	703 24 300	704 24 300	5/25
ASK M30 x 380**	70	701 30 380		704 30 380	1

Special lengths available upon request


*Standard length

**Not part of the approval



Setting tool SWK for threaded rod

Product	Art.-No.	Qty
SWK M8	709 08 000	1
SWK M10	709 10 000	1
SWK M12	709 12 000	1
SWK M16	709 16 000	1
SWK M20	709 20 000	1
SWK M24	709 24 000	1
SWK M30	709 30 000	1



Sleeve with inner thread IHK-V



Product	Inner thread mm	Drill-Ø mm	Drill depth mm	for capsule	Steel, galvanized Art.-No.	Stainless steel A4 Art.-No.	Qty
IHK-V M8	M8x25	14	90	VPK-SF M12	833 08 000	834 08 000	10/200
IHK-V M10	M10x30	16	90	VPK-SF M14	833 10 000	834 10 000	10/100
IHK-V M12	M12x35	18	100	VPK-SF M16	833 12 000	834 12 000	10/100



Hammer-in capsule HPK


Product	Rebar		Threaded rod		Art.-No.	Qty
	Drill-Ø mm	Drill depth mm	Drill-Ø mm	Drill depth mm		
HPK 10	13	90/180	12	90	101 10 000	10/200
HPK 12	15	110/220	14	110	101 12 000	10/200
HPK 16	20	140/280	18	125	101 16 000	10/200
HPK 20	25	180/360	24	170	101 20 000	5/50
HPK 24	30	210/420	28	210	101 24 000	5/50



Chemical mortar cartridge VMK-SF

Styrene free

*Approved for the anchoring in non-cracked concrete in connection with KALM threaded rods, galvanized, stainless steel A4 and highly corrosion resistant steel 1.4529.



Areas of application

Stairway steps, monuments, structural steelworks, wells, window lattices, machine railings, fronts... In dry, moistening and aggressive damp environments like chlorine, sea water or tunnels.

Characteristics

Chemical mortars are characterised by simple handling and ensure a straddling pressure free attachment with at the same time high load/carrying capacity. The application Products of the mortars are versatile, thus are for the industrial and private use a multiplicity of application possibilities. The co-ordinated two-component mortar system VMK-SF allows an exact and simple dosage for the mortar.

Impact

The components, consisting of a resin and hardener mixture, are in two separately arranged chambers. By using an injection gun both components are mixed together in the nozzle and become a highly stressable mortar mass with high mechanical values.

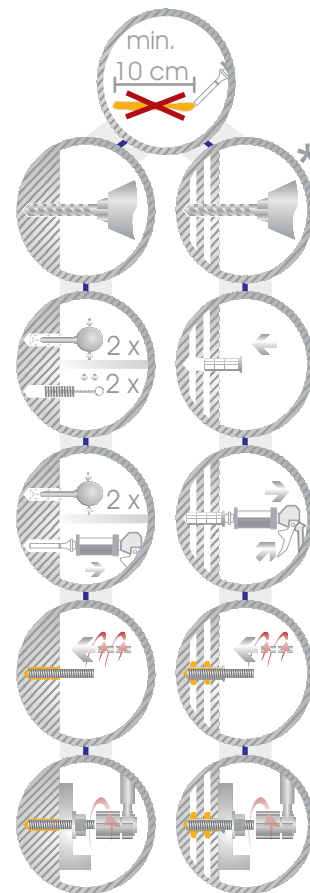
ETA-15/0858 & ETA-16/0808 ***

Approved for the anchoring in cracked and non-cracked concrete and masonry. In connection with Kalm threaded rods galvanized, stainless steel A4 and highly corrosion resistant 1.4529.

Styrene free

Operating instructions

1. Drill the hole: use a percussion drill.
2. Cleaning of the drill hole:
twice in each case with the brush DBK,
with the blowpump ABK and again with the brush DBK.
*(With hollow blocks introduce the sleeve SHK)
3. Insert the mortar cartridge into the injection gun APK.
Reject the first 10cm strand or the first two strokes.
4. Fill in the mortar starting from the drill hole's deepest point
(sleeve's deepest point)
5. Rotate the fixing element ASK, ASK-E or ASK-H into the hole.
6. Let the mortar harden (see reaction times below).
7. Fasten the element and tighten the nut (see technical data below)



Reaction times: in dry concrete

		Winter													
		40	30	20	5	0	-5	40	30	20	5	0	-5	-10	-15
Anchor base temperature	[C]	40	30	20	5	0	-5	40	30	20	5	0	-5	-10	-15
Gelling time	[min]	2	3	4	12	25	45	1	2	3	5	12	20	30	40
Curing time	[min]	15	25	45	90	180	360	10	15	30	45	60	100	240	720

In case of a wet base materia, the curing time has to be doubled

Technical data

VMK guidelines for concrete $f_c=20\text{N/mm}^2$,
Anchor stud quality 5.8

		M8*	M10	M12	M16	M20*
Drill depth (anchoring depth, setting depth) h_v	[mm]	80	90	110	125	170
Nominal drill hole diameter	[mm]	10	12	14	18	24
Design value for pulling direction (non-cracked concrete) Temperature range II: 60/43°C Dry and wet concrete (including partial safety factor)	[kN]	8,4	11,3	13,8	16,8	24,4

*Not part of the approval

Chemical mortar cartridge VMK

Product	Art.-No.	Qty
VMK 150	201 15 000	10
VMK-SF 150*	202 15 000	10
VMK-SF 280*	202 28 000	10
VMK 345	201 34 000	10
VMK-SF 345*	202 34 000	10
VMK 380	201 38 000	12
VMK-SF 380*	202 38 000	12
VMK 825	201 82 000	5
VMK-SF 825*	202 82 000	5
VMK-SF 280 - Winter**	203 28 000	10
VMK-SF 345 - Winter**	203 34 000	10
VMK-SF 380 - Winter**	203 38 000	12

All cartridges incl. 1 mixing nozzle

*Styrene free with ETA-04/0072 approval (for non-cracked concrete)

**Styrene free without approval



There is no need to buy a special dispensing tool for those cartridges >>>>>>>>



Product	Art.-No.	Qty
VMK-SFZ 150***	206 15 000	10
VMK-SFZ 280***	206 28 000	10
VMK-SFZ 345***	206 34 000	10
VMK-SFZ 380***	206 38 000	12
VMK-SFZ 825***	206 82 000	5

All cartridges incl. 1 mixing nozzle

***Styrene free with ETA-15/0858 & ETA-16/0808 approval (for cracked and non-cracked concrete and masonry)



Chemical mortar case VKK

Product	Cartridge	Art.-No.	Qty
VKK 15	VMK 150	931 15 006	1
VKK 28-SF	VMK-SF 280	932 28 004	1
VKK 34	VMK 345	931 34 000	1
VKK 34-SF	VMK-SF 345	932 34 000	1
VKK 38	VMK 380	931 38 000	1
VKK 38-SF	VMK-SF 380	931 38 010	1

Content:

1 suitable dispensing tool,
1 blowpump, 1 brush FBK 12
and 1 brush FBK 18,
10 sleeves 12x50 and 10 sleeves 15x85,
VKK 34 + VKK 38: 3 cartridges, 6 mixing nozzles
VKK 28: 4 cartridges, 8 mixing nozzles
VKK 15: 6 cartridges, 10 mixing nozzles, 1 adapter



Chemical mortar box VBK

Product	Art.-No.	Cartridge Qty	Mixing nozzle Qty	Qty
VBK 345	933 34 020	20	40	1
VBK 380	933 38 020	15	30	1
VBK 280 SF	932 28 020	20	40	1
VBK 345 SF	932 34 020	20	40	1
VBK 380 SF	932 38 020	15	30	1



Chemical mortar set VMK 150

Product	Art.-No.	Qty
VMK 150 SET	201 15 100	8


Content:
1 cartridge VMK 150 incl. adapter,
4 sleeves 15x85mm,
1 mixing nozzle
and 4 threaded rods M10x100mm



Accessories

Product	Name	Brush-Ø mm	Art.-No.	Qty
ABK 10	Blowpump		921 10 000	1
FBK 12	Brush	12	922 12 000	1
FBK 18	Brush	18	922 18 000	1
DBK M10*	Steel brush	13	923 13 000	1
DBK M12*	Steel brush	16	923 16 000	1
DBK M16*	Steel brush	20	923 20 000	1
DBK M20	Steel brush	25	923 25 000	1
DBK M24	Steel brush	28	923 28 000	1

* for approved mortar VMK-SF



Mixing nozzle SMK + nozzle enlargement VRK

Product	max. Drill depth mm	Art.-No.	Qty
SMK 25	190	901 25 000	10/250
VRK 20	370	901 08 200	20



Dispensing tool APK

Product	Cartridge	Art.-No.	Qty
APK 15	VMK 150 + VMK 280	911 15 000	1/5
APK 34	VMK 345	911 34 000	1/5
APK 34-P*	VMK 345	912 34 000	1
APK 38	VMK 380	911 38 000	1/5
APK 38-P*	VMK 380	912 38 000	1
APK 82	VMK 825	911 82 000	1

* Pneumatic



Sleeves with inner thread for chemical mortar IHK-M

Product	Drill-Ø mm	Drill depth mm	Art.-No.	Qty
IHK-M6	10	50	831 06 070	10
IHK-M8	14	85	831 08 070	10
IHK-M10	16	85	831 10 070	10
IHK-M12	18	85	831 12 070	10



Sleeve SHK, plastic

Product	Size outside mm	Art.-No.	Qty	Suitable for threaded rod
SHK 12x50	Ø12x50	251 12 050	50	M6-M8
SHK 15x85	Ø15x85	251 15 085	20	M10-M12
SHK 15x130	Ø15x130	251 15 130	20	M10-M12
SHK 20x85	Ø20x85	251 20 085	10	M14



Sleeve SHK, metal

Product	Size outside mm	Art.-No.	Qty	Suitable for threaded rod
SHK 12-M	Ø12x1000	261 12 000	10/50	M6-M8
SHK 16-M	Ø16x1000	261 16 000	10/50	M10
SHK 22-M	Ø22x1000	261 22 000	5/25	M12-M14




Threaded rod GSK - steel, galvanized - with nut and washer

Product	Size mm	Art.-No.	Qty	Suitable for sleeve
GSK M6x70*	6x70	711 06 070	10/200	12
GSK M6x100*	6x100	711 06 100	10/200	12
GSK M8x100*	8x100	711 08 100	10/200	12
GSK M8x130*	8x130	711 08 130	10/200	12
GSK M8x160*	8x160	711 08 160	10/200	12
GSK M10x110	10x110	711 10 110	10/200	15,16
GSK M10x130	10x130	711 10 130	10/200	15,16
GSK M10x150	10x150	711 10 150	10/200	15,16
GSK M10x170	10x170	711 10 170	10/100	15,16
GSK M10x200	10x200	711 10 200	10/100	15,16
GSK M10x260	10x260	711 10 260	10/80	15,16
GSK M12x130	12x130	711 12 130	10/100	15,22
GSK M12x170	12x170	711 12 170	10/100	15,22
GSK M12x210	12x210	711 12 210	10/100	15,22
GSK M12x260	12x260	711 12 260	10/80	15,22
GSK M16x160	16x160	711 16 160	10/50	
GSK M16x190	16x190	711 16 190	10/50	
GSK M16x235	16x235	711 16 235	10/40	
GSK M16x300	16x300	711 16 300	10/40	
GSK M20x240	20x240	711 20 240	5/30	
GSK M20x285	20x285	711 20 285	5/30	
GSK M20x300	20x300	711 20 300	5/30	
GSK M24x300*	24x300	711 24 300	5/25	


*Not part of the approval

Other dimensions available, see threaded rod ASK



▶ Threaded rod GSK-E - stainless steel A4, with nut and washer

Product	Size mm	Art.-No.	Qty	Suitable for sleeve
GSK-E M8x100*	8x100	714 08 100	10/200	12
GSK-E M8x130*	8x130	714 08 130	10/200	12
GSK-E M8x160*	8x160	714 08 160	10/200	12
GSK-E M10x110	10x110	714 10 110	10/200	15,16
GSK-E M10x130	10x130	714 10 130	10/200	15,16
GSK-E M10x150	10x150	714 10 150	10/200	15,16
GSK-E M10x170	10x170	714 10 170	10/100	15,16
GSK-E M10x200	10x200	714 10 200	10/100	15,16
GSK-E M10x260	10x260	714 10 260	10/80	15,16
GSK-E M12x130	12x130	714 12 130	10/100	15,22
GSK-E M12x170	12x170	714 12 170	10/100	15,22
GSK-E M12x210	12x210	714 12 210	10/100	15,22
GSK-E M12x260	12x260	714 12 260	10/80	15,22
GSK-E M16x160	16x160	714 16 160	10/50	
GSK-E M16x190	16x190	714 16 190	10/50	
GSK-E M16x235	16x235	714 16 235	10/40	
GSK-E M16x300	16x300	714 16 300	10/40	
GSK-E M20x240	20x240	714 20 240	5/30	
GSK-E M20x285	20x285	714 20 285	5/30	
GSK-E M20x300	20x300	714 20 300	5/30	
GSK-E M24x300*	24x300	714 24 300	5/25	



Other dimensions available, see threaded rod ASK

*Not part of the approval


▶ Self leveling NMK

Product	Weight	Art.-No.	Qty
NMK 10	1 Kg	210 11 001	1
NMK 10	5 Kg	211 10 000	1



▶ Construction adhesive KKK


Product	Art.-No.	Qty
KKK 310	205 31 000	12





Wedge anchor KDK

galvanized* - or hot dip galvanized**
and in stainless steel A4*

with European Technical Approval
for cracked and non-cracked
concrete



*



**



Areas of application

The wedge anchor can be used for medium and heavy through fixings in cracked or non-cracked concrete like brackets, cable trays, channels, suspended ceilings, ducts, metal constructions, supports, hand rails or shelf feet.

Impact

The wedge anchor is hammered in the drill hole. While tightening the nut, respecting the given torque moments, the cone of the wedge anchor pulls itself into the tie-clip, spreads it and presses it against the building material.

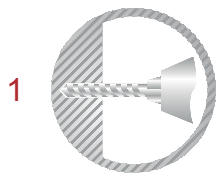
Characteristics

- Small drilling expenditure
- Quick assembly
- Perfect for through fixings
- Galvanized, stainless steel

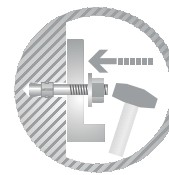
Wedge anchor ETA-05/0241

for cracked and non-cracked concrete

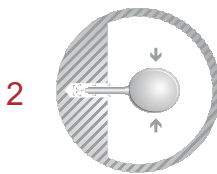
Operating instructions



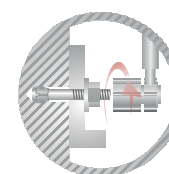
1 Drill the hole (see technical data below).



3 Set KDK through the fixture and hit it into the drill hole.



2 Clean the drill hole.



4 Tighten the nut with a torque moment wrench (see technical data below).

Technical data

KDK (drilling diameter)		M8	M10	M12	M16	M20*
Depth of the drill hole	[mm]	65	70	90	110	130
Torque moment for cracked concrete	[Nm]	20	40	65	130	200
Torque moment for non-cracked concrete	[Nm]	15	30	50	100	160
Minimum thickness of concrete	[mm]	100	100	130	160	200
Minimum spacing	[mm]	50	55	100	90	105
Minimum edge distance	[mm]	60	100	150	110	125

Characteristic values $N_{Rk,p}$

Recommended load characteristic F_{Rd} and partial safety factor in concrete C20/25

KDK (drilling diameter)		M8	M10	M12	M16	M20*
Cracked concrete	$N_{Rk,p}$ [kN]	3	6	7,5	12	16
Cracked concrete	F_{Rd} [kN]	1,7	3,3	4,2	6,7	8,9
Non-cracked concrete	$N_{Rk,p}$ [kN]	9	12	16	20	30
Non-cracked concrete	F_{Rd} [kN]	5	6,7	8,9	11,1	16,7
Partial safety factor	[-]	1,8	1,8	1,8	1,8	1,8

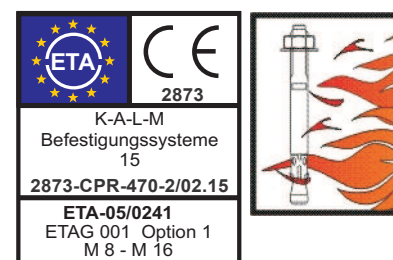
*Not part of the approval

Wedge anchor KDK - steel, galvanized

Product	Art.-No.	Clamping range mm	Length mm	Drill Øxdepth mm	Torque moment Nm	Thread mm	Qty
KDK 6x40*	801 06 000	5	40	6x35	7	M6x18	100/800
KDK 6-15/65*	801 06 015	15	65	6x50	7	M6x28	100/800
KDK 6-50/100*	801 06 050	50	100	6x50	7	M6x28	100/500
KDK 8-5/50*	801 08 000	5	50	8x45	15	M8x22	100/500
KDK 8-10/75	801 08 010	10	75	8x65	15	M8x40	50/400
KDK 8-15/80	801 08 015	15	80	8x65	15	M8x40	50/400
KDK 8-20/85	801 08 020	20	85	8x65	15	M8x40	50/400
KDK 8-30/95	801 08 030	30	95	8x65	15	M8x55	50/400
KDK 8-45/110	801 08 045	45	110	8x65	15	M8x60	50/250
KDK 8-85/150	801 08 085	85	150	8x65	15	M8x75	50/250
KDK 10-10/60*	801 10 000	10	60	10x60	30	M10x25	50/250
KDK 10-10/80	801 10 010	10	80	10x70	30	M10x40	50/250
KDK 10-15/85	801 10 015	15	85	10x70	30	M10x40	50/250
KDK 10-20/90	801 10 020	20	90	10x70	30	M10x50	25/200
KDK 10-30/100	801 10 030	30	100	10x70	30	M10x50	25/200
KDK 10-45/115	801 10 045	45	115	10x70	30	M10x60	25/200
KDK 10-70/140	801 10 070	70	140	10x70	30	M10x75	25/125
KDK 10-100/170	801 10 100	100	170	10x70	30	M10x100	25/125
KDK 10-140/210	801 10 140	140	210	10x70	30	M10x100	25/125
KDK 12-5/75*	801 12 005	5	75	12x70	50	M12x35	25/200
KDK 12-10/95	801 12 010	10	95	12x90	50	M12x50	25/125
KDK 12-15/110	801 12 015	15	110	12x90	50	M12x50	25/125
KDK 12-20/115	801 12 020	20	115	12x90	50	M12x65	25/125
KDK 12-30/125	801 12 030	30	125	12x90	50	M12x80	25/125
KDK 12-50/145	801 12 050	50	145	12x90	50	M12x80	25/125
KDK 12-65/160	801 12 065	65	160	12x90	50	M12x80	25/75
KDK 12-85/180	801 12 085	85	180	12x90	50	M12x100	25/75
KDK 12-105/200	801 12 105	105	200	12x90	50	M12x100	20/80
KDK 12-125/220	801 12 125	125	220	12x90	50	M12x120	15/60
KDK 12-145/240	801 12 145	145	240	12x90	50	M12x120	15/60
KDK 12-160/255	801 12 160	160	255	12x90	50	M12x120	15/60
KDK 12-190/285	801 12 190	190	285	12x90	50	M12x120	10/60
KDK 12-230/325	801 12 230	230	325	12x90	50	M12x120	10/40
KDK 12-260/355	801 12 260	260	355	12x90	50	M12x120	10/40
KDK 16-15/115	801 16 015	15	115	16x110	100	M16x60	20/60
KDK 16-30/145	801 16 030	30	145	16x110	100	M16x80	10/50
KDK 16-45/160	801 16 045	45	160	16x110	100	M16x80	10/50
KDK 16-80/195	801 16 080	80	195	16x110	100	M16x80	10/50
KDK 16-100/215	801 16 100	100	215	16x110	100	M16x120	10/50
KDK 16-130/245	801 16 130	130	245	16x110	100	M16x120	5/40
KDK 16-165/280	801 16 165	165	280	16x110	100	M16x120	5/30
KDK 16-200/315	801 16 200	200	315	16x110	100	M16x120	5/30
KDK 20-5/145*	801 20 005	5	145	20x130	200	M20x70	5/40
KDK 20-35/180*	801 20 035	35	180	20x130	200	M20x70	5/25
KDK 20-60/205*	801 20 060	60	205	20x130	200	M20x70	5/25
KDK 20-95/240*	801 20 095	95	240	20x130	200	M20x70	5/20

*Not part of the approval

Special lengths available upon request





Wedge anchor

Wedge anchor KDK-U - steel, galvanized, with big washer (DIN440)

Product	Art.-No.	Clamping range mm	Length mm	Drill Øxdepth mm	Torque moment Nm	Thread mm	Qty
KDK-U 12/85/180	812 12 085	85	180	12x90	50	M12x100	25/75
KDK-U 12/105/200	812 12 105	105	200	12x90	50	M12x100	15/60
KDK-U 12/125/220	812 12 125	125	220	12x90	50	M12x120	15/60
KDK-U 12/145/240	812 12 145	145	240	12x90	50	M12x120	15/60
KDK-U 12/160/255	812 12 160	160	255	12x90	50	M12x120	15/60
KDK-U 12/190/285	812 12 190	190	285	12x90	50	M12x120	10/60
KDK-U 12/230/325	812 12 230	230	325	12x90	50	M12x120	10/40
KDK-U 12/260/355	812 12 260	260	355	12x90	50	M12x120	10/40
KDK-U 16/80/195	812 16 080	80	195	16x110	100	M16x80	10/50
KDK-U 16/100/215	812 16 100	100	215	16x110	100	M16x120	10/50
KDK-U 16/130/245	812 16 130	130	245	16x110	100	M16x120	5/30
KDK-U 16/165/280	812 16 165	165	280	16x110	100	M16x120	5/30
KDK-U 16/200/315	812 16 200	200	315	16x110	100	M16x120	5/30

Special lengths available upon request



Wedge anchor KDK-UE - stainless steel A4 (DIN9021)

Product	Art.-No.	Clamping range mm	Length mm	Drill Øxdepth mm	Torque moment Nm	Thread mm	Qty
KDK-E A4 8-145/210-U	816 08 145	145	210	8 x 65	15	M8 x 85	150
KDK-E A4 8-175/240-U	816 08 175	175	240	8 x 65	15	M8 x 85	150
KDK-E A4 8-205/270-U	816 08 205	205	270	8 x 65	15	M8 x 85	150
KDK-E A4 8-235/300-U	816 08 235	235	300	8 x 65	15	M8 x 85	150
KDK-E A4 8-285/350-U	816 08 285	285	350	8 x 65	15	M8 x 85	100

Special lengths available upon request



STAINLESS STEEL



Wedge anchor, inner thread KDK-IG



STAINLESS STEEL

Product	Steel galvanized Art.-No.	Stainless steel Art.-No.	Length mm	Drill Øxdepth mm	Thread mm	Qty
KDK-IG M6	861 06 045	864 06 045	45	8x60	M6x15	100/800
KDK-IG M8	861 08 050	864 08 050	50	10x65	M8x15	100/800
KDK-IG M10	861 10 060	864 10 060	60	12x75	M10x20	50/400
KDK-IG M12	861 12 075	864 12 075	75	16x95	M12x25	25/125

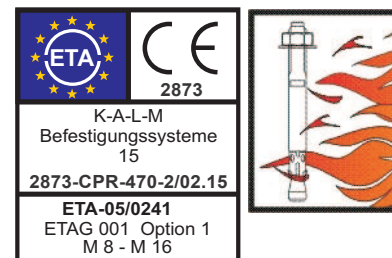


Wedge anchor KDK-E - stainless steel A4

Product	Art.-No.	Clamping range mm	Length mm	Drill Øxdepth mm	Torque moment Nm	Thread mm	Qty
KDK-E 6x40*	804 06 000	5	40	6x35	7	M6x18	100/800
KDK-E 6-15/65*	804 06 015	15	65	6x50	7	M6x28	100/800
KDK-E 8-5/50*	804 08 000	5	50	8x45	15	M8x22	100/500
KDK-E 8-5/65	804 08 005	5	65	8x60	15	M8x35	100/500
KDK-E 8-10/75	804 08 010	10	75	8x65	15	M8x40	50/400
KDK-E 8-15/80	804 08 015	15	80	8x65	15	M8x40	50/400
KDK-E 8-20/85	804 08 020	20	85	8x65	15	M8x40	50/400
KDK-E 8-30/95	804 08 030	30	95	8x65	15	M8x55	50/400
KDK-E 8-45/110	804 08 045	45	110	8x65	15	M8x60	50/250
KDK-E 10/10-60*	804 10 000	10	60	10x60	30	M10x25	50/250
KDK-E 10-10/80	804 10 010	10	80	10x70	30	M10x40	50/250
KDK-E 10-15/85	804 10 015	15	85	10x70	30	M10x40	50/250
KDK-E 10-20/90	804 10 020	20	90	10x70	30	M10x50	25/200
KDK-E 10-30/100	804 10 030	30	100	10x70	30	M10x50	25/200
KDK-E 10-45/115	804 10 045	45	115	10x70	30	M10x60	25/200
KDK-E 10-70/140	804 10 070	70	140	10x70	30	M10x75	25/125
KDK-E 10-100/170	804 10 100	100	170	10x70	30	M10x100	25/125
KDK-E 10-140/210	804 10 140	140	210	10x70	30	M10x100	25/125
KDK-E 12-5/75*	804 12 005	5	75	12x70	50	M12x35	25/200
KDK-E 12-10/95	804 12 010	10	95	12x90	50	M12x50	25/125
KDK-E 12-15/110	804 12 015	15	110	12x90	50	M12x50	25/125
KDK-E 12-20/115	804 12 020	20	115	12x90	50	M12x65	25/125
KDK-E 12-30/125	804 12 030	30	125	12x90	50	M12x80	25/125
KDK-E 12-50/145	804 12 050	50	145	12x90	50	M12x80	25/125
KDK-E 12-65/160	804 12 065	65	160	12x90	50	M12x80	25/75
KDK-E 12-85/180	804 12 085	85	180	12x90	50	M12x100	25/75
KDK-E 12-105/200	804 12 105	105	200	12x90	50	M12x100	20/80
KDK-E 12-125/220	804 12 125	125	220	12x90	50	M12x120	15/60
KDK-E 12-145/240	804 12 145	145	240	12x90	50	M12x120	15/60
KDK-E 16-15/115	804 16 015	15	115	16x110	100	M16x60	20/60
KDK-E 16-30/145	804 16 030	30	145	16x110	100	M16x80	10/50
KDK-E 16-45/160	804 16 045	45	160	16x110	100	M16x80	10/50
KDK-E 16-80/195	804 16 080	80	195	16x110	100	M16x80	10/50
KDK-E 16-100/215	804 16 100	100	215	16x110	100	M16x120	10/50
KDK-E 16-130/245	804 16 130	130	245	16x110	100	M16x120	5/40
KDK-E 20-5/145*	804 20 005	5	145	20x130	200	M20x70	5/40
KDK-E 20-35/180*	804 20 035	35	180	20x130	200	M20x70	5/25
KDK-E 20-60/205*	804 20 060	60	205	20x130	200	M20x70	5/25
KDK-E 20-95/240*	804 20 095	95	240	20x130	200	M20x70	5/20

*Not part of the approval

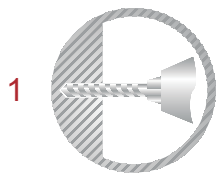
Special lengths available upon request



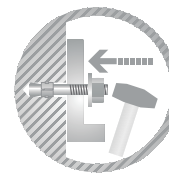
Wedge anchor ETA-14/0269

for non-cracked concrete

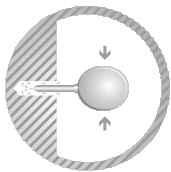
Operating instructions



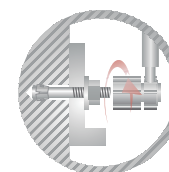
1 Drill the hole (see technical data below)



3 Set KDK through the fixture and hit it into the drill hole.



2 Clean the drill hole



4 Tighten the nut with a torque moment wrench (see technical data below).

Technical data

KDK (drilling diameter)		M8	M10	M12	M16	M20*
Depth of drill hole	[mm]	65	70	90	110	130
Torque moment for non-cracked concrete	[Nm]	12	20	30	90	150
Minimum member thickness	[mm]	100	100	130	160	200
Minimum spacing	[mm]	60	70	120	120	130
Minimum edge distance	[mm]	75	110	180	160	180

Characteristic values $N_{Rk,p}$


Recommended load F_{Rd} and partial safety factors in concrete C20/25

KDK (drilling diameter)		M8	M10	M12	M16	M20*
Characteristic values in C20/25	$N_{Rk,p}$ [kN]	7,5	12	16	20	30
Recommended load for C20/25	F_{Rd} [kN]	4,2	6,7	8,9	11,1	16,6
Partial safety factor for C20/25		1,8	1,8	1,8	1,8	1,8
Concrete class		C30/37	C40/50	C50/60		
Increase factor		x1,22	x1,41	x1,55		

*Not part of the approval

Wedge anchor KDK-F - hot dip galvanized

Product	Art.-No.	Clamping range mm	Length mm	Drill Øxdepth mm	Torque moment Nm	Thread mm	Qty
KDK-F 6x40*	803 06 000	5	40	6x35	7	M6x18	100/800
KDK-F 6-15/65*	803 06 015	15	65	6x50	7	M6x28	100/800
KDK-F 6-50/100*	803 06 050	50	100	6x50	7	M6x28	100/500
KDK-F 8-5/50*	803 08 000	5	50	8x45	15	M8x22	100/500
KDK-F 8-10/75	803 08 010	10	75	8x65	15	M8x40	50/400
KDK-F 8-15/80	803 08 015	15	80	8x65	15	M8x40	50/400
KDK-F 8-20/85	803 08 020	20	85	8x65	15	M8x40	50/400
KDK-F 8-30/95	803 08 030	30	95	8x65	15	M8x55	50/400
KDK-F 8-45/110	803 08 045	45	110	8x65	15	M8x60	50/250
KDK-F 8-85/150	803 08 085	85	150	8x65	15	M8x75	50/250
KDK-F 10/10-60*	803 10 000	10	60	10x60	30	M10x25	50/250
KDK-F 10-10/80	803 10 010	10	80	10x70	30	M10x40	50/250
KDK-F 10-15/85	803 10 015	15	85	10x70	30	M10x40	50/250
KDK-F 10-20/90	803 10 020	20	90	10x70	30	M10x50	25/200
KDK-F 10-30/100	803 10 030	30	100	10x70	30	M10x50	25/200
KDK-F 10-45/115	803 10 045	45	115	10x70	30	M10x60	25/200
KDK-F 10-70/140	803 10 070	70	140	10x70	30	M10x75	25/125
KDK-F 10-100/170	803 10 100	100	170	10x70	30	M10x100	25/125
KDK-F 10-140/210	803 10 140	140	210	10x70	30	M10x100	25/125
KDK-F 12-5/75*	803 12 005	5	75	12x70	50	M12x35	25/200
KDK-F 12-10/95	803 12 010	10	95	12x90	50	M12x50	25/125
KDK-F 12-15/110	803 12 015	15	110	12x90	50	M12x50	25/125
KDK-F 12-20/115	803 12 020	20	115	12x90	50	M12x65	25/125
KDK-F 12-30/125	803 12 030	30	125	12x90	50	M12x80	25/125
KDK-F 12-50/145	803 12 050	50	145	12x90	50	M12x80	25/125
KDK-F 12-65/160	803 12 065	65	160	12x90	50	M12x80	25/75
KDK-F 12-85/180	803 12 085	85	180	12x90	50	M12x100	25/75
KDK-F 12-105/200	803 12 105	105	200	12x90	50	M12x100	20/80
KDK-F 16-15/115	803 16 015	15	115	16x110	100	M16x60	20/60
KDK-F 16-30/145	803 16 030	30	145	16x110	100	M16x80	10/50
KDK-F 16-45/160	803 16 045	45	160	16x110	100	M16x80	10/50
KDK-F 16-80/195	803 16 080	80	195	16x110	100	M16x80	10/50
KDK-F 16-100/215	803 16 100	100	215	16x110	100	M16x120	10/50
KDK-F 20-5/145*	803 20 005	5	145	20x130	200	M20x70	5/40
KDK-F 20-35/180*	803 20 035	35	180	20x130	200	M20x70	5/25
KDK-F 20-60/205*	803 20 060	60	205	20x130	200	M20x70	5/25
KDK-F 20-95/240*	803 20 095	95	240	20x130	200	M20x70	5/20



*Not part of the approval
Special lengths available upon request

Screw anchors BSK-S - hexagon head with combined washer, zinc plated


Product	Art.-No.	Thread length mm	Drill Ø mm	Wrench size mm	Qty
BSK-S 6,3x50	837 06 050	40	5	8	-
BSK-S 6,3x60	837 06 060	40	5	8	-
BSK-S 7,5x35	837 07 035	Full thread	6	10	-
BSK-S 7,5x45	837 07 045	Full thread	6	10	-
BSK-S 7,5x60	837 07 060	50	6	10	-
BSK-S 7,5x80	837 07 080	50	6	10	-
BSK-S 7,5x100	837 07 100	50	6	10	-
BSK-S 7,5x120	837 07 120	50	6	10	-
BSK-S 10,5x55	837 10 055	Full thread	8	13	-
BSK-S 10,5x65	837 10 065	60	8	13	-
BSK-S 10,5x75	837 10 075	60	8	13	-
BSK-S 10,5x90	837 10 090	60	8	13	-
BSK-S 10,5x110	837 10 110	60	8	13	-
BSK-S 10,5x130	837 10 130	60	8	13	-
BSK-S 10,5x150	837 10 150	60	8	13	-
BSK-S 12,5x65	837 12 065	Full thread	10	15	-
BSK-S 12,5x75	837 12 075	70	10	15	-
BSK-S 12,5x85	837 12 085	70	10	15	-
BSK-S 12,5x100	837 12 100	70	10	15	-
BSK-S 12,5x120	837 12 120	70	10	15	-
BSK-S 12,5x140	837 12 140	70	10	15	-
BSK-S 12,5x160	837 12 160	70	10	15	-
BSK-S 12,5x200	837 12 200	70	10	15	-
BSK-S 12,5x240	837 12 240	70	10	15	-
BSK-S 12,5x280	837 12 280	70	10	15	-
BSK-S 14,2x90	837 14 090	80	12	16	-
BSK-S 14,2x110	837 14 110	80	12	16	-
BSK-S 14,2x130	837 14 130	80	12	16	-
BSK-S 14,2x150	837 14 150	80	12	16	-
BSK-S 16,5x80	837 16 080	Full thread	14	18	-
BSK-S 16,5x115	837 16 115	80	14	18	-
BSK-S 16,5x135	837 16 135	80	14	18	-
BSK-S 16,5x160	837 16 160	80	14	18	-



Approval in progress

Drop-in anchor SAK and SDK-E* galvanized and stainless steel A4*

Approved for anchoring in
non-cracked concrete



Areas of application

For fixings of: suspended ceilings, pipes, ventilation systems, sprinkler systems, cable conduits, metal constructions, consoles, gratings and many more.

Impact

After setting the drop-in anchor into the drill-hole, it is to be spread with a setting tool. Metric fixing systems are screwed into the inside thread..

Characteristics

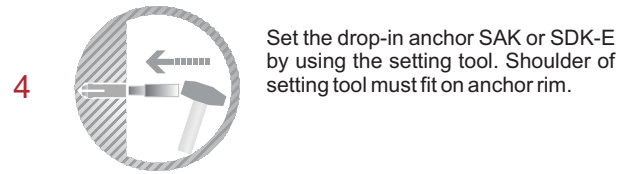
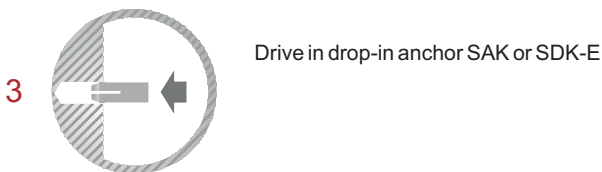
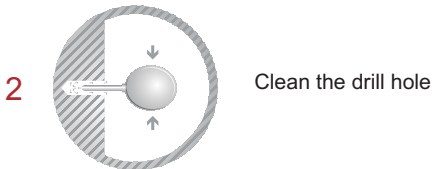
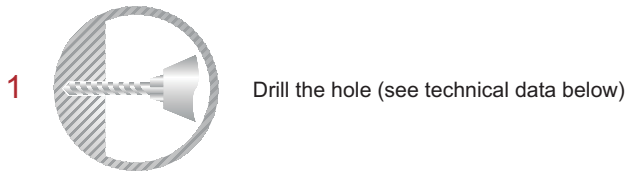
Drop-in anchors are suitable for all screws and threaded rods in metric size. The low setting depths reduces drilling time and realizes a more cost-effective installation. As the drop-in anchors remain in their drill-holes, the possibility of setting and removing metric fixing systems is given.

*Not part of the approval

Drop-in anchor

for non-cracked concrete

Operating instructions



Technical data

SAK guidelines for concrete C20/25 to C50/60
(galvanized implementation, ETA-11/0163)

		M8	M10	M12	M16	M20*
Drill depth	[mm]	33	44	54	71	86
Nominal drill hole diameter	[mm]	10	12	15	20	25
Recommended load for non-cracked concrete (including partial safety factor)	[kN]	3,6	4,3	5,7	11,1	15,7
Installation torque T_{inst}		8	15	35	60	120
Length of thread	[mm]	16	18	20	27	27

*Not part of the approval

Drop-in anchor SAK - steel, galvanized

Product	Drill-Ø mm	Drill depth mm	Thread mm	Length mm	Art.-No.	Qty
SAK 6*	8	28	M6x7,5	25	821 06 000	100/1000
SAK 8	10	33	M8x16	30	821 08 000	100/1000
SAK 8x40*	10	43	M8x26	40	821 08 040	100/1000
SAK 10	12	44	M10x18	40	821 10 000	100/800
SAK 12	15	54	M12x20	50	821 12 000	50/400
SAK 12*	16	54	M12x20	50	820 12 000	50/400
SAK 16	20	71	M16x27	65	821 16 000	25/200
SAK 20*	25	86	M20x27	80	821 20 000	10/100

*Not part of the approval



Drop-in anchor SDK-K with collar - steel, galvanized

Product	Drill-Ø mm	Drill depth mm	Thread mm	Length mm	Art.-No.	Qty
SDK-K 12*	15	50	M12x20	50	825 12 000	50/400
SDK-K 16*	20	65	M16x27	65	825 16 000	25/200

*Not part of the approval



Drop-in anchor SDK-E - stainless steel A4

Product	Drill-Ø mm	Drill depth mm	Thread mm	Length mm	Art.-No.	Qty
SDK-E 6*	8	28	M6x7,5	25	823 06 000	100/1000
SDK-E 8*	10	33	M8x16	30	823 08 000	100/1000
SDK-E 10*	12	44	M10x18	40	823 10 000	50/400
SDK-E 12*	15	54	M12x20	50	823 12 040	50/400
SDK-E 16*	20	71	M16x27	65	823 16 000	25/200

*Not part of the approval



Setting tool SA for Drop-in anchor

Product	Art.-No.	Qty
SWK-SA 6	829 06 000	1
SWK-SA 8	829 08 000	1
SWK-SA 10	829 10 000	1
SWK-SA 12	829 12 000	1
SWK-SA 16	829 16 000	1
SWK-SA 20	829 20 000	1



Sealing anchor TDN

Product	Drill-Ø mm	Drill depth mm	Clamping range mm	Art.-No.	Qty
TDN 6-5/35	6	35	5	842 06 035	100
TDN 6-35/65	6	35	35	842 06 065	100



Brass expansion anchor MDK

Product	Drill-Ø mm	Drill depth mm	Thread	Art.-No.	Qty
MDK 4	6	18	4x10,5	815 04 000	200
MDK 5	7	23	5x14,5	815 05 000	200
MDK 6	8	25	6x15	815 06 000	100
MDK 8	11	32	8x17,5	815 08 000	100
MDK 10	13	37	10x22	815 10 000	100
MDK 12	16	43	12x27	815 12 000	100
MDK 16	22	50	16x27	815 16 000	25



Expansion shield anchor TGK

Product	Thread	Drill depth mm	Drill-Ø mm	Art.-No.	Qty
TGK 6x40	M6	45	10	865 06 040	50/400
TGK 8x50	M8	55	14	865 08 050	50/400
TGK 10x60	M10	65	16	865 10 060	25/200
TGK 12x80	M12	85	20	865 12 080	25/125



Expansion shield anchor TGK-G with threaded rod

Product	Thread	Drill depth mm	Drill-Ø mm	Art.-No.	Qty
TGK-G 6-25/70	M6	45	10	868 06 025	50/400
TGK-G 8-45/100	M8	55	14	868 08 045	50/400
TGK-G 8-105/160	M8	55	14	868 08 105	50/400
TGK-G 10-30/100	M10	65	16	868 10 030	25/200
TGK-G 10-60/130	M10	65	16	868 10 060	25/200
TGK-G 12-25/115	M12	85	20	868 12 025	10/80
TGK-G 12-40/130	M12	85	20	868 12 040	10/80
TGK-G 12-50/140	M12	85	20	868 12 050	10/80



Special lengths available upon request

Insulation anchor

Product	Plate diameter mm	Insulation material thickness mm	Art.-No.	Qty
IMK 8x70	90	30-40	287 08 070	100
IMK 8x90	90	50-60	287 08 090	100
IMK 8x110	90	70-80	287 08 110	100
IMK 8x130	90	90-100	287 08 130	100
IMK 8x150	90	110-120	287 08 150	100



Insulation sheet anchor

Product	Plate diameter mm	Insulation material thickness mm	Art.-No.	Qty
IPK 10x70	50	30-40	288 10 070	250
IPK 10x90	50	50-60	288 10 090	250
IPK 10x110	50	70-80	288 10 110	250
IPK 10x130	50	90-100	288 10 130	250
IPK 10x150	50	110-120	288 10 150	250



Frame anchor

Product	Screw Ø x length	Effective length mm	Anchorage depth	Art.-No.	Qty
RDK-K 8x80	5 x 85	40	40	769 08 080	100/1000
RDK-K 8x100	5 x 105	60	40	769 08 100	100/1000
RDK-K 8x120	5 x 125	80	40	769 08 120	100/1000
RDK-K 10x80	7 x 85	30	50	769 10 080	50/500
RDK-K 10x100	7 x 105	50	50	769 10 100	50/500
RDK-K 10x115	7 x 120	65	50	769 10 115	50/500
RDK-K 10x135	7 x 140	85	50	769 10 135	50/500
RDK-K 10x160	7 x 165	110	50	769 10 160	50/500



Insulation fixing

Product	Plate diameter mm	Insulation material thickness mm	Art.-No.	Qty
DDK 8x65	80	30-40	770 08 065	250
DDK 8x80	80	40-60	770 08 080	250
DDK 8x100	80	60-80	770 08 100	250
DDK 8x120	80	80-100	770 08 120	250

Claw plate for insulation fixing

Product	Plate diameter mm	Art.-No.	Qty
KPK 8	80	773 08 000	250



Nail plug with countersunk head NDK-S and with collar NDK-K

Product	Drill- Ø mm	Dowel length mm	Effective length mm	Drill depth through component mm	Art.-No.	Qty
NDK-S 5x30	5	30	10	40	751 05 030	200/1600
NDK-S 5x40	5	40	20	50	751 05 040	200/1600
NDK-S 5x50	5	50	30	60	751 05 050	200/1600
NDK-S 6x35	6	35	10	45	751 06 035	200/1600
NDK-S 6x45	6	45	20	55	751 06 045	200/1600
NDK-S 6x60	6	60	35	70	751 06 060	100/800
NDK-S 6x80	6	80	55	90	751 06 080	100/800
NDK-S 8x65	8	65	25	75	751 08 065	100/800
NDK-S 8x80	8	80	40	90	751 08 080	100/800
NDK-S 8x100	8	100	60	110	751 08 100	50/400
NDK-S 8x120	8	120	80	130	751 08 120	50/400
NDK-S 8x140	8	140	100	150	751 08 140	100/1000
NDK-S 8x160	8	160	120	170	751 08 160	50/500



Almost all dimensions also available in stainless steel A2

Product	Drill- Ø mm	Dowel length mm	Effective length mm	Drill depth through component mm	Art.-No.	Qty
NDK-K 5x30	5	30	10	40	752 05 030	200/2000
NDK-K 5x40	5	40	20	50	752 05 040	200/2000
NDK-K 5x50	5	50	30	60	752 05 050	200/2000
NDK-K 6x35	6	35	10	45	752 06 035	200/2000
NDK-K 6x40	6	40	15	50	752 06 040	200/2000
NDK-K 6x50	6	50	25	60	752 06 050	200/2000
NDK-K 6x60	6	60	35	70	752 06 060	200/2000
NDK-K 6x80	6	80	55	90	752 06 080	200/2000
NDK-K 8x60	8	60	20	70	752 08 060	100/1000
NDK-K 8x80	8	80	40	90	752 08 080	100/1000



Almost all dimensions also available in stainless steel A2

Nail plug with round head and curved washer RDK, stainless steel A2

Product	Drill Ø mm	Dowel length mm	Art.-No.	Qty
RDK 10x80 A2	10	80	754 10 080	50/250
RDK 10x120 A2	10	120	754 10 120	50/250



For the fixing of rubber mats in free-stall barns.

Nylon plug NYK

Product	Drill-Ø mm	Length mm	for screws Ø mm	Art.-No.	Qty
NYK 5	5	25	2,5-4,0	281 05 000	100/8000
NYK 6	6	30	3,5-5,0	281 06 000	100/8000
NYK 8	8	40	4,5-6,0	281 08 000	100/4000
NYK 10	10	50	6,0-8,0	281 10 000	50/2000
NYK 12	12	60	8,0-10,0	281 12 000	25/1000
NYK 14	14	70	10,0-12,0	281 14 000	20/800
NYK 16	16	80	12,0-14,0	281 16 000	10/400

All sizes are available in bulk. Prices on request.



Universal nylon dowel UDK

Product	Drill-Ø mm	Sizes mm	Drill depth mm	Art.-No.	Qty
UDK 6	6	6x33	40	282 06 000	100/8000
UDK 8	8	8x46	60	282 08 000	100/2000
UDK 10	10	10x56	70	282 10 000	50/2000
UDK 12	12	12x67	80	282 12 000	25/1000
UDK 14	14	14x71	85	282 14 000	20/800



without collar


Product	Drill-Ø mm	Sizes mm	Drill depth mm	Art.-No.	Qty
UDK-K 6	6	6x34	40	283 06 000	100/4000
UDK-K 8	8	8x47	60	283 08 000	100/2000
UDK-K 10	10	10x57	70	283 10 000	50/1000
UDK-K 12	12	12x68	80	283 12 000	25/1000
UDK-K 14	14	14x73	85	283 14 000	20/800



with collar

Frame plug with torx screw RDK-D TX

Product	Drill-Ø mm	Dowel length mm	Clamping range mm	Drill depth through component mm	min. anchorage depth mm	Art.-No.	Qty
RDK-D TX 8x100	8	100	20	110	80	755 08 100	50/400
RDK-D TX 8x120	8	120	40	130	80	755 08 120	50/400
RDK-D TX 8x140	8	140	60	150	80	755 08 140	50/400
RDK-D TX 10x100	10	100	20	110	80	755 10 100	50/400
RDK-D TX 10x120	10	120	40	130	80	755 10 120	50/400
RDK-D TX 10x140	10	140	60	150	80	755 10 140	50/400
RDK-D TX 10x160	10	160	80	170	80	755 10 160	50/400



Frame anchor RDK-M - steel, galvanized

Product	Drill-Ø mm	Length mm	max. thickness mounted part mm	Art.-No.	Qty
RDK-M 10x72	10	72	42	760 10 072	100/500
RDK-M 10x92	10	92	62	760 10 092	100/500
RDK-M 10x112	10	112	82	760 10 112	100/500
RDK-M 10x132	10	132	102	760 10 132	50/400
RDK-M 10x152	10	152	122	760 10 152	50/250
RDK-M 10x182	10	182	152	760 10 182	25/200
RDK-M 10x202	10	202	172	760 10 202	25/200



Express nail ENK - steel, galvanized

Product	Drill-Ø mm	Length mm	min. anchorage depth mm	max. thickness mounted part mm	Art.-No.	Qty
ENK 6 x 30	6	30	27	3	758 06 030	100/500
ENK 6 x 60	6	60	30	30	758 06 060	100/500
ENK 6 x 80	6	80	30	50	758 06 080	100/500
ENK 8 x 70	8	70	40	30	758 08 070	100/500
ENK 8 x 90	8	90	40	50	758 08 090	100/500
ENK 8 x 110	8	110	40	70	758 08 110	100/500
ENK 8 x 130	8	130	40	90	758 08 130	100/500
ENK 8 x 150	8	150	40	110	758 08 150	100/500



Pipe clamps with silicon inlay RSK - DIN 4109

Two screws pipe clamp, galvanized

Product	Size inches	Clamping range mm	Art.-No.	Qty
RSK 1/4	1/4	12-16	951 12 016	100
RSK 3/8	3/8	15-19	951 15 019	100
RSK 1/2	1/2	21-23	951 20 023	100
RSK 3/4	3/4	26-28	951 25 030	100
RSK 1	1	32-35	951 31 038	100
RSK 1 1/4	1 1/4	40-43	951 40 046	100
RSK 1 1/2	1 1/2	50-56	951 48 053	50
RSK 2*	2	57-61	951 54 061	50
RSK 2 1/2*	2 1/2	74-80	951 72 078	50
RSK 3*	3	83-91	951 83 092	50
RSK 4*	4	108-114	951 10 116	50

*With connection thread M8/M10, the others with connection thread M8
Special dimensions available upon request



Two screws pipe clamp, stainless steel A4

Product	Size inches	Clamping range mm	Art.-No.	Qty
RSK-E 3/8	3/8	15-19	954 15 018	100
RSK-E 1/2	1/2	20-23	954 20 024	100
RSK-E 3/4	3/4	26-28	954 26 030	100
RSK-E 1	1	32-35	954 32 036	100
RSK-E 1 1/4	1 1/4	40-43	954 38 042	100
RSK-E 1 1/2	1 1/2	44-49	954 47 050	50
RSK-E 1 3/4	1 3/4	50-56	954 51 055	50
RSK-E 2	2	57-61	954 60 064	50
RSK-E 2 1/4	2 1/4	63-67	954 67 073	50

With connection thread M8
Special dimensions available upon request



Automatic pipe clamp, galvanized

Product	Size inches	Clamping range mm	Art.-No.	Qty
RSK-A 1/4	1/4	12-14	952 12 016	100
RSK-A 3/8	3/8	15-19	952 17 019	100
RSK-A 1/2	1/2	20-23	952 20 023	100
RSK-A 3/4	3/4	26-28	952 26 029	100
RSK-A 1	1	32-35	952 31 036	100
RSK-A 1 1/4	1 1/4	40-43	952 40 043	100
RSK-A 1 1/2	1 1/2	50-56	952 48 052	50

With connection thread M8
Special dimensions available upon request



Hanger bolt SSK - Steel, galvanized

Product	Thread mm	Length mm	Art.-No.	Qty
SSK 8 x 50	M8	50	790 08 050	100
SSK 8 x 60	M8	60	790 08 060	100
SSK 8 x 80	M8	80	790 08 080	100
SSK 8 x 100	M8	100	790 08 100	100
SSK 8 x 120	M8	120	790 08 120	100
SSK 10 x 80	M10	80	790 10 080	100
SSK 10 x 100	M10	100	790 10 100	100
SSK 10 x 120	M10	120	790 10 120	100




Frame fixing screw with countersunk head FSK-S

Product	Drill-Ø mm	Screw length	Drive	Art.-No.	Qty
FSK-S 7,5x52	6	52	T30	767 75 052	100/500
FSK-S 7,5x72	6	72	T30	767 75 072	100/500
FSK-S 7,5x92	6	92	T30	767 75 092	100/500
FSK-S 7,5x112	6	112	T30	767 75 112	100/500
FSK-S 7,5x132	6	132	T30	767 75 132	100/500
FSK-S 7,5x152	6	152	T30	767 75 152	100/500
FSK-S 7,5x182	6	182	T30	767 75 182	50/250
FSK-S 7,5x202	6	202	T30	767 75 202	50/250
FSK-S 7,5x212	6	212	T30	767 75 212	50/250



Hollow wall anchor HRK

Product	Inboard thread	Brush-Ø mm	max. thickness mounted part mm	min./max. sheet thickness mm	Art.-No.	Qty
HRK M4x40	M4	7	12	3-9	780 04 040	50/500
HRK M5x37	M5	9	15	6-13	780 05 037	50/500
HRK M5x63	M5	9	28	14-32	780 05 063	50/500
HRK M6x37	M6	10	15	6-13	780 06 037	50/500
HRK M6x63	M6	10	28	14-32	780 06 063	50/500



Gripper for hollow wall anchor HRK-Z

Product	Art.-No.	Qty
HRK-Z	911 78 000	1



Dry wall plug GKK-M

Product	Material	Art.-No.	Qty
GKK-M	Metal	757 14 038	100/1000



Concrete inserts anchor BHK

Product	Ø mm	Length mm	Art.-No.	Qty
BHK 16x50	16	50	764 16 050	50
BHK 16x90	16	90	764 16 090	50



Concrete inserts anchor BHK-U

Product	Ø mm	Length mm	Art.-No.	Qty
BHK-U 16x50	16	50	759 16 050	50
BHK-U 16x90	16	90	759 16 090	50



Perforated banding LBK - steel, galvanized

Product	Dimension mm	Hole-Ø mm	Length m	Art.-No.
LBK 13x0,8	12x0,8	5	10	783 12 008
LBK 17x0,8	17x0,8	7	10	783 17 008
LBK 33x1,5	33x1,5	10,5	30	783 17 150



Perforated banding LBK-K, plastic coated

Product	Dimension mm	Hole-Ø mm	Length m	Art.-No.
LBK-K 14x3,0	14x3,0	5	10	785 14 030
LBK-K 19x3,0	19x3,0	7	10	785 19 030
LBK-K 27x3,0	27x3,0	9	10	785 27 030



Cartridges and bolts for powder-actuated tools

Cartridges MKK

Product	Name	Munitions	Art.-No.	Qty
MKK-Gr	Cartridge green	weak	889 10 000	100
MKK-Ge	Cartridge yellow	middle	889 20 000	100
MKK-R	Cartridge red	strong	889 30 000	100



Drive pin KBK

Product	Shaft-Ø mm	Shaft length mm	Art.-No.	Qty
KBK 8x22	3,7	22	881 08 022	100
KBK 8x27	3,7	27	881 08 027	100
KBK 8x32	3,7	32	881 08 032	100
KBK 8x37	3,7	37	881 08 037	100
KBK 8x42	3,7	42	881 08 042	100
KBK 8x47	3,7	47	881 08 047	100
KBK 8x52	3,7	52	881 08 052	100
KBK 8x57	3,7	57	881 08 057	100
KBK 8x62	3,7	62	881 08 062	100
KBK 8x67	3,7	67	881 08 067	100
KBK 8x72	3,7	72	881 08 072	100



For fixings in concrete

Drive pin with a 15 mm washer, KBK-R 15

Product	Shaft-Ø mm	Shaft length mm	Art.-No.	Qty
KBK-R 15 8x32	3,7	32	882 08 032	100
KBK-R 15 8x37	3,7	37	882 08 037	100
KBK-R 15 8x47	3,7	47	882 08 047	100
KBK-R 15 8x52	3,7	52	882 08 052	100



For fixings in concrete

Nails in magazine KBK-M

Product	Shaft-Ø mm	Shaft length mm	Art.-No.	Qty
KBK-M 8x22	3,7	22	888 08 022	100
KBK-M 8x27	3,7	27	888 08 027	100
KBK-M 8x32	3,7	32	888 08 032	100
KBK-M 8x37	3,7	37	888 08 037	100
KBK-M 8x42	3,7	42	888 08 042	100
KBK-M 8x47	3,7	47	888 08 047	100
KBK-M 8x52	3,7	52	888 08 052	100
KBK-M 8x57	3,7	57	888 08 057	100
KBK-M 8x62	3,7	62	888 08 062	100
KBK-M 8x67	3,7	67	888 08 067	100
KBK-M 8x72	3,7	72	888 08 072	100



For fixings in concrete

Drill bit SDS+

Product	Size mm	Drilling depth mm	Art.-No.	Qty
SDS+ 5 x 110	5 x 110	50	771 05 110	10/100
SDS+ 5 x 160	5 x 160	100	771 05 160	10/100
SDS+ 6 x 110	6 x 110	50	771 06 110	10/100
SDS+ 6 x 160	6 x 160	100	771 06 160	10/100
SDS+ 6 x 210	6 x 210	150	771 06 210	10
SDS+ 6 x 260	6 x 260	200	771 06 260	10
SDS+6,5x210	6,5x210	150	771 06 215	10/100
SDS+6,5x260	6,5x260	200	771 06 265	10
SDS+ 7 x 160	7 x 160	100	771 07 160	10/100
SDS+ 8 x 110	8 x 110	50	771 08 110	10/100
SDS+ 8 x 160	8 x 160	100	771 08 160	10/100
SDS+ 8 x 210	8 x 210	150	771 08 210	10
SDS+ 9 x 160	9 x 160	100	771 09 160	10/100
SDS+10 x160	10x160	100	771 10 160	10/100
SDS+10 x210	10x210	150	771 10 210	10
SDS+10 x260	10x260	200	771 10 260	2
SDS+10 x460	10x460	400	7711 0 450	1
SDS+11 x260	11x260	200	771 11 260	1
SDS+12 x165	12x165	100	771 12 160	10
SDS+12 x215	12x215	150	771 12 210	10
SDS+12 x265	12x265	200	771 12 260	2
SDS+12 x315	12x315	250	771 12 310	1
SDS+12 x450	12x450	390	771 12 450	1
SDS+14 x165	14x165	100	771 14 160	10



Product	Size mm	Drilling depth mm	Art.-No.	Qty
SDS+14 x215	14x215	150	771 14 210	10
SDS+14 x265	14x265	200	771 14 260	2
SDS+14 x450	14x450	390	771 14 450	1
SDS+14 x600	14x600	540	771 14 600	2
SDS+15 x215	15x 215	150	771 15 210	1
SDS+16 x215	16x215	150	771 16 210	1
SDS+16 x265	16x265	200	771 16 260	1
SDS+16 x315	16x315	250	771 16 310	1
SDS+16 x450	16x450	400	771 16 450	1
SDS+18 x200	18x200	150	771 18 200	1
SDS+18 x300	18x300	250	771 18 300	1
SDS+18 x450	18x450	400	771 18 450	1
SDS+18 x600	18x600	550	771 18 600	1
SDS+20 x200	20x200	150	771 20 200	1
SDS+20 x300	20x300	250	771 20 300	1
SDS+20 x450	20x450	400	771 20 450	1
SDS+20 x600	20x600	550	771 20 600	1
SDS+22 x250	22x250	200	771 22 250	1
SDS+22 x450	22x450	400	771 22 450	1
SDS+22 x600	22x600	550	771 22 600	1
SDS+24 x250	24x250	200	771 24 250	1
SDS+24 x450	24x450	400	771 24 450	1
SDS+25 x250	25x250	200	771 25 250	1
SDS+25 x450	25x450	400	771 25 450	1

We cannot be responsible for any errors, and we reserve the right to make technical and range modifications without notice. No liability is accepted for printing errors and omissions.



K-A-L-M -

Marie-Curie-Str. 5
DE-67661 Kaiserslautern
Phone: +49-(0)6301- 320 10- 0
Fax: +49-(0)6301- 320 10- 24
www.kalm.de
eMail: info@kalm.de

Befestigungssysteme GmbH
Fixing Systems
Systèmes de Fixation